



RESPONSIBLE CARE

Logistics Index - 2017

Introduction

In 2017, CBA logistics member companies made over one million journeys to deliver more than four and a half million tonnes of chemicals whilst recording four transport incidents.

CBA's Logistics Index for 2017 shows a significant reduction in the sector's Lost Time Accident Rate. No convictions were recorded against CBA logistics member companies in 2017.

The CBA Logistics Index, now in its twelfth year, is based on 22 returns from haulage, warehousing and tank farm companies together employing 3,022 people.

The Index measures the health and safety performance of CBA's Logistics Services members engaged in chemical road haulage, warehousing and tank farm service operations. It provides a series of performance indicators comparable to those covering CBA's distributor members that have been published annually since 1993.

Andrew Beck, Chairman of CBA's Responsible Care Committee said, "Our 2017 report shows the level of accidents, and the Lost Time Accident Rate, at an all time low. Traffic incidents increased to four in 2017 though none involved the release of chemicals. This increase should be seen in context of CBA's stricter reporting criteria and the fact that CBA's logistics members made more than one million separate journeys to deliver more than four and a half million tonnes of chemicals in 2017."

Andrew Beck
Chairman
CBA Responsible Care Committee

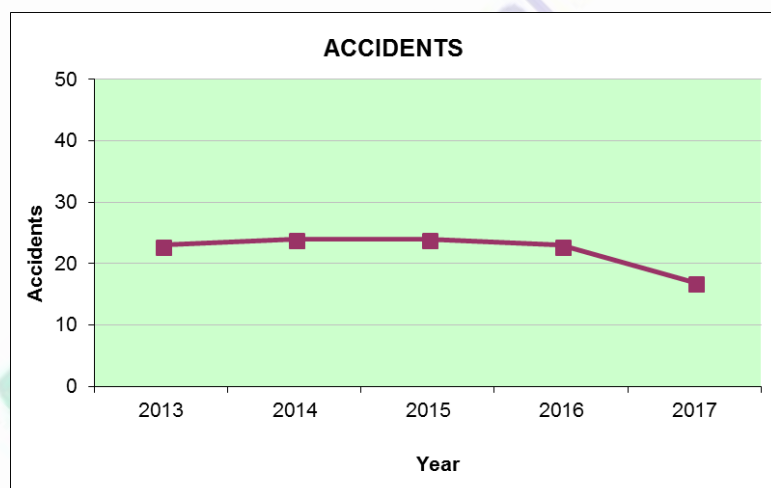
Reportable Injuries and Diseases

In this report, CBA publishes data for accidents resulting in incapacities of more than three days. This is a higher standard of data than required by RIDDOR (the Reporting of Injuries, Diseases and Dangerous Occurrences Regulations). Maintaining this higher standard preserves the integrity of the time series CBA has established over the last 12 years.

Historically, RIDDOR required incapacities of more than three days to be reported. In 2012, the Health and Safety Executive changed this threshold to incapacities of more than seven days.

Using this stricter criterion, in 2017, CBA logistics companies reported 17 accidents (2016 – 23). Of these, eleven resulted in incapacities of more than seven days, and two resulted in a serious injury (2016 – 1), and were reportable under the current RIDDOR criterion.

In 2017, accidents resulting from a manual handling process or a slip, trip or fall accounted for 88% of the total. There were no accidents involving an exposure to harmful substances (2016 – 0). Similarly, no notifiable diseases were reported in 2017. There were no fatalities in 2017.

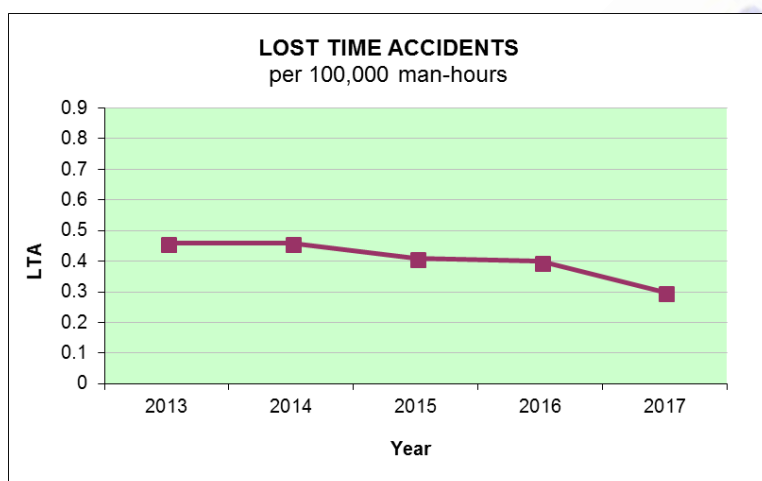


Year	Accidents
2013	23
2014	24
2015	24
2016	23
2017	17

Lost Time Accidents

In 2017, the Lost Time Accident (LTA) rate, applying the stricter three-day absence criterion, decreased significantly to 0.30 (2016 – 0.40).

The LTA rate is the ratio of reportable accidents to 100,000 man-hours – the assumed number of hours worked by one person during their lifetime.



Year	LTA
2013	0.46
2014	0.46
2015	0.41
2016	0.40
2017	0.30

The Lost Time Accident (LTA) rate for just those accidents reportable under the RIDDOR reporting requirements was 0.23 (2016 – 0.30).

Dangerous Occurrences (Non-Transport)

In 2017, there were two RIDDOR-reportable dangerous occurrences not involving transport on the premises of CBA's logistics member companies (2016 – 1).

Transport Incidents

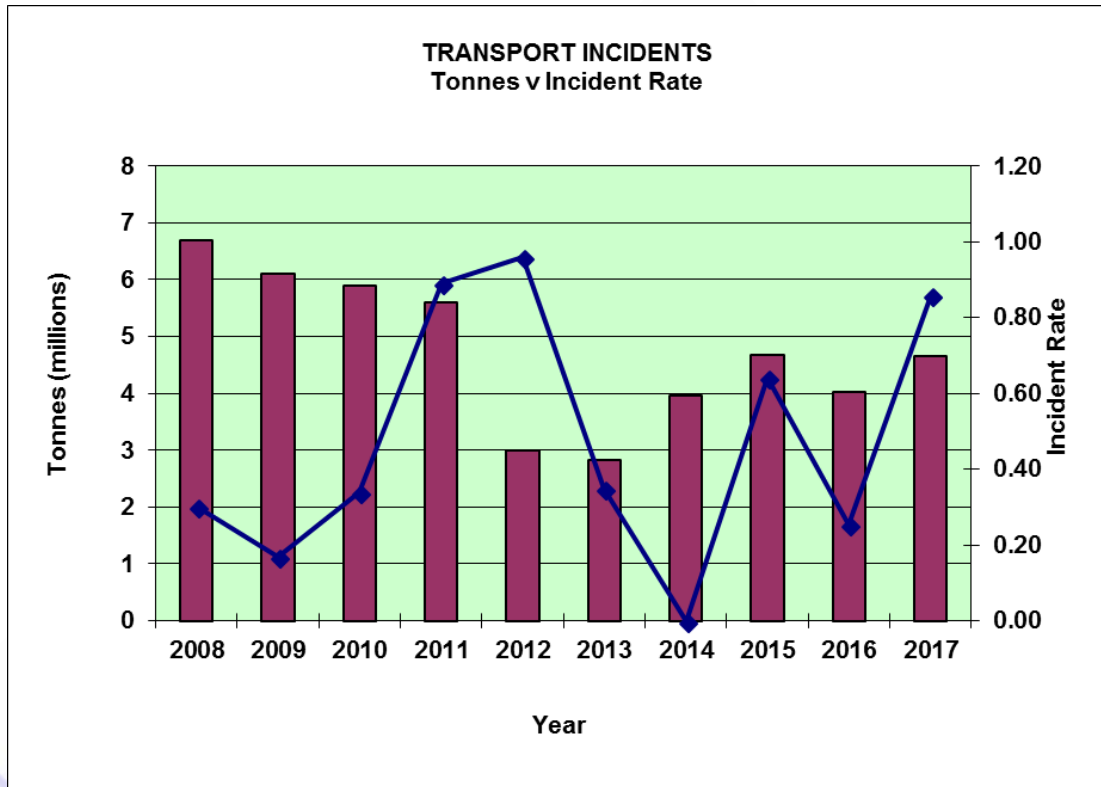
Incidents involving transport are the key measure of the industry's performance.

CBA's data goes beyond the thresholds for Department for Transport and RIDDOR-reportable incidents and includes any transport incident requiring the attendance of the emergency services. Such incidents can include minor traffic accidents, mechanical breakdown or a simple puncture repair. CBA reports all such incidents regardless of fault in relation to their cause.

In 2017, four incidents were reported (2016 – 1); all were road traffic incidents that did not lead to a chemical release.

During the year, CBA Logistics companies made more than one million journeys to distribute over four and a half million tonnes of chemicals.

There were 0.86 incidents for every million tonnes distributed in 2017 (2016 – 0.25).



Enforcement

CBA Logistics Services companies reported a total of 20 enforcement actions during 2017 covering both their individual sites and transport (2016 - 10).

Individual Sites - No convictions, HSE Prohibition Notices or HSE Improvement Notices were recorded against CBA Logistics member companies in 2017.

Transport - Twenty transport Prohibition Notices were received in 2017. Ten were in respect of infringements of a minor nature that did not delay the vehicle's journey and could be rectified later; ten required the infringement to be rectified immediately.

NOTE

This report adopts the methodology used by CBA's Responsible Care Indices of Performance report that has been published annually since 1993. Member companies completed questionnaires are checked and analysed by specialist CBA staff. The data is then aggregated prior to publication to preserve the confidentiality of individual companies.

There may be an element of double counting between the data in this report and that contained in CBA's annual Indices of Performance report based on information provided by its traditional distribution members. It is not thought that this factor distorts the data in this report in any significant way.