

**RESPONSIBLE CARE****Logistics Index - 2020****Introduction**

The Chemical Business Association's annual Logistics Index measures the health and safety performance of its Logistics Services members who are engaged in chemical road haulage, warehousing and tank farm operations. It provides a series of performance indicators comparable to those covering CBA's distributor members and which are covered in our Distributor Indices of Performance report.

In 2020, CBA logistics member companies made over one and a quarter million journeys to deliver two and three-quarter million tonnes of chemicals.

Tim Doggett, CBA Chief Executive and Chair of its Responsible Care Committee, said, "Transport incidents are a key performance measure for any distribution industry and it is pleasing to see a significant fall – from six to two – in transport incidents reported by member companies.

"Our logistics companies, in line with our distribution members are reporting a substantial fall in accident levels which is very encouraging, but we recognise the need for increased vigilance as we return to more normal working arrangements post Covid-19," he added.

CBA's Logistics Index is based on returns from 19 haulage, warehousing and tank farm companies together employing 2,877 people.



**Tim Doggett**  
CBA Chief Executive  
Chair  
CBA Responsible Care Committee

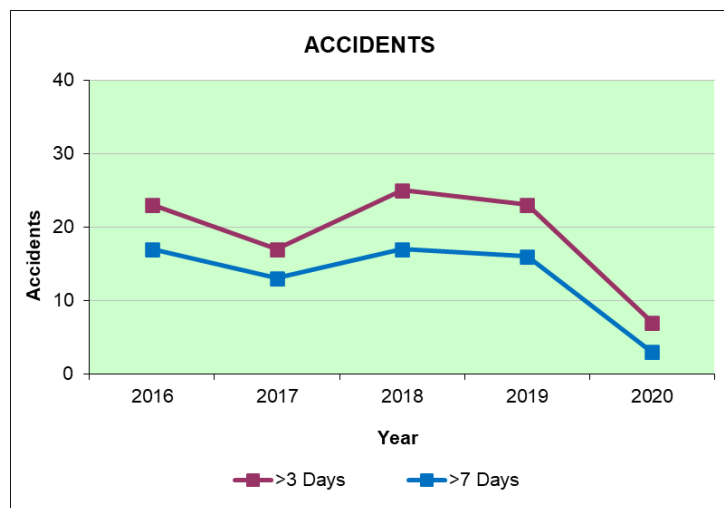
## Reportable Injuries and Diseases

CBA publishes data for accidents resulting in incapacities of more than three days – a higher standard of data than required by RIDDOR (the Reporting of Injuries, Diseases and Dangerous Occurrences Regulations). Maintaining this higher standard preserves the integrity of the time series CBA has established.

Historically, RIDDOR required incapacities of more than three days to be reported. In 2012, the Health and Safety Executive changed this threshold to incapacities of more than seven days.

Using this stricter criterion, in 2020, CBA logistics companies reported seven accidents (2019 – 23). Of these, three were reportable under the current RIDDOR criteria (2019 – 16).

In 2020, accidents resulting from a manual handling process or a slip, trip or fall accounted for more than half of the total (57%). No notifiable diseases were reported and there were no fatalities in 2020.

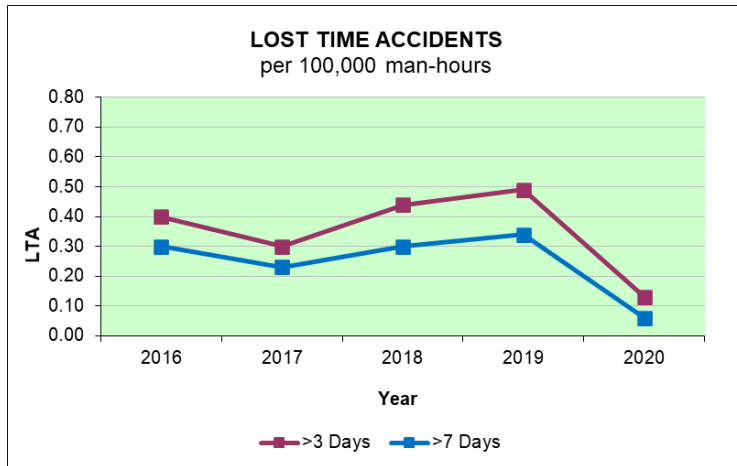


Accidents		
Year	>3 Days	>7 Days
2016	23	17
2017	17	13
2018	25	17
2019	23	16
2020	7	3

## Lost Time Accidents

In 2020, the Lost Time Accident (LTA) rate, applying the stricter three-day absence criterion, decreased to 0.13 (2019 – 0.49).

The LTA rate is the ratio of reportable accidents to 100,000 man-hours – the assumed number of hours worked by one person during their lifetime.



Year	LTA	
	>3 Days	>7 Days
2016	0.40	0.30
2017	0.30	0.23
2018	0.44	0.30
2019	0.49	0.34
2020	0.13	0.06

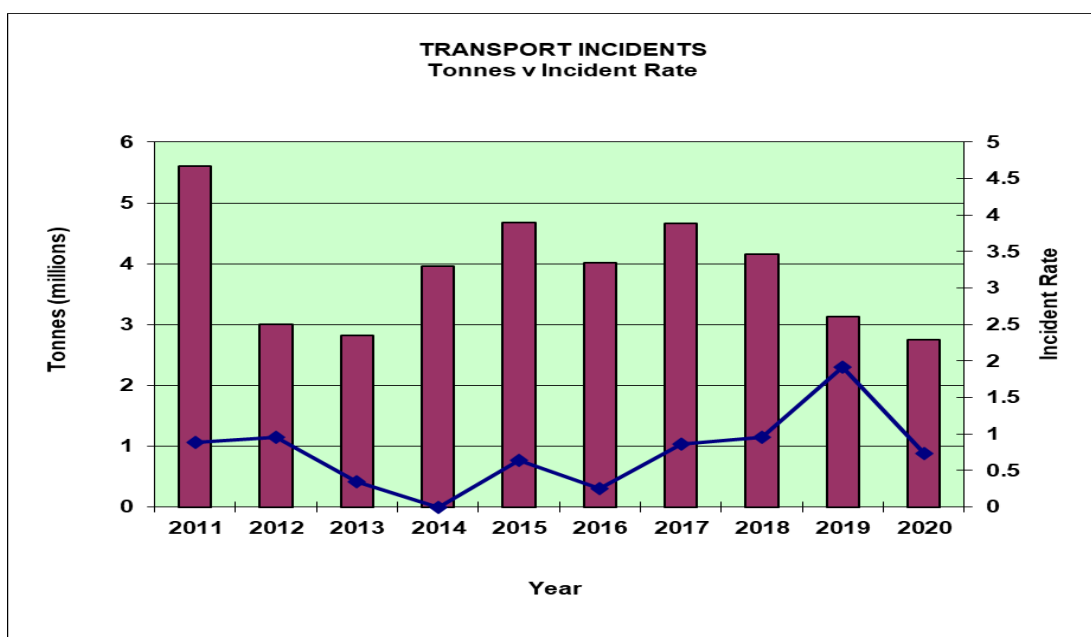
## Transport Incidents

Incidents involving transport are the key measure of the industry’s performance.

CBA’s data goes beyond the thresholds for Department for Transport and RIDDOR-reportable incidents and includes any transport incident requiring the attendance of the emergency services. Such incidents can include minor traffic accidents, mechanical breakdown or a simple puncture repair. CBA reports all such incidents regardless of fault in relation to their cause.

In 2020, two incidents were reported (2019 – 6); both were incidents on the highway that did not lead to a chemical release.

During the year, CBA Logistics companies made over one and a quarter million journeys to distribute two and three-quarter million tonnes of chemicals. There were 1.6 incidents for every million tonnes distributed in 2020 (2019 – 1.9).



## **Dangerous Occurrences (Non-Transport)**

In 2020, there was a single RIDDOR-reportable dangerous occurrence on the premises of CBA's logistics member companies (2019 – 1).

## **Enforcement**

CBA Logistics Services companies reported a total of six enforcement actions during 2020 covering both their individual sites and transport (2019 - 15).

**Individual Sites** - No convictions or HSE Prohibition Notices were recorded against CBA Logistics member companies in 2020, but an HSE Improvement Notice was issued in respect to the Management of Health & Safety at Work Regulations.

**Transport** - Five transport Prohibition Notices were received in 2020, in respect of infringements of a minor nature that did not delay the vehicle's journey and could be rectified later.

## **NOTE**

*This report adopts the methodology used by CBA's Responsible Care Indices of Performance report that has been published annually since 1993. Member companies completed questionnaires are checked and analysed by specialist CBA staff. The data is then aggregated prior to publication to preserve the confidentiality of individual companies.*

*There may be an element of double counting between the data in this report and that contained in CBA's annual Indices of Performance report based on information provided by its traditional distribution members. It is not thought that this factor distorts the data in this report in any significant way.*